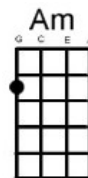


I've Got My Mind Set On You George Harrison

Hear this song at: <https://www.youtube.com/watch?v=71w4UA2Oxo> (play along with capo at the 4th fret)

From: Richard G's Ukulele Songbook www.scorpexuke.com



Intro: Scratch on [Z]

Chorus:

[Z] I got my mind [Am] set [E7] on [Am] you [Z] I got my mind [C] set [G] on [C] you
[Z] I got my mind [Am] set [E7] on [Am] you [Z] I got my mind [C] set [G] on [C] you

[Z] But it's gonna take [C] money [F] [G7]

A whole lotta [C] spending [F] money [G7]

It's gonna take [C] plenty of [F] money [G7] to do it [C] right child [F] [G7]

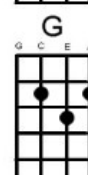
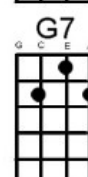
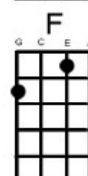
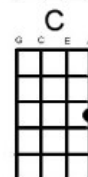
[Z] It's gonna take [C] time [F] [G7]

A whole lot of [C] precious [F] time [G7]

It's gonna take [C] patience and [F] time [G7]

Mmm to [C] do it to [F] do it to [C] do it to [F] do it to [C] do it

To [F] do it [C] right child



Repeat Chorus:

And [C] this time I know it's for [F] real the [C] feelings that I [F] feel

I [C] know if I put my mind [F] to it I [C] know that I really can [G7] do it

[Z] I got my mind [Am] set [E7] on [Am] you [Z] [C] set [G] on [C] you

[Z] I got my mind [Am] set [E7] on [Am] you [Z] [C] set [G] on [C] you

[Z] But it's gonna take [C] money [F] [G7]

A whole lotta [C] spending [F] money [G7]

It's gonna take [C] plenty of [F] money [G7] to do it [C] right child [F] [G7]

[Z] It's gonna take [C] time [F] [G7] a whole lot of [C] precious [F] time [G7]

It's gonna take [C] patience and [F] time [G7]

Mmm to [C] do it to [F] do it to [C] do it to [F] do it to [C] do it to [F] do it [C] right

Repeat Chorus:

And [C] this time I know it's for [F] real the [C] feelings that I [F] feel

I [C] know if I put my mind [F] to it I [C] know that I really could [G7] do it

[Z] But it's gonna take [C] money [F] [G7]

A whole lotta [C] spending [F] money [G7]

It's gonna take [C] plenty of [F] money [G7] to do it [C] right child [F] [G7]

[Z] It's gonna take [C] time [F] [G7] a whole lot of [C] precious [F] time [G7]

It's gonna take [C] patience and [F] time [G7]

Mmm to [C] do it to [F] do it to [C] do it to [F] do it to [C] do it to [F] do it [C] right

[Z] [Am] Set [E7] on [Am] you [Z] [C] Set [G] on [C] you

[Z] [Am] Set [E7] on [Am] you [Z] [C] Set [G] on [C] you

[Z] – scratch
strum with light
finger pressure
on fretboard
across all
strings