

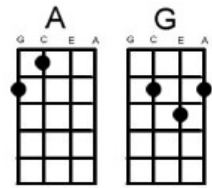
Circle Sky Monkees

Hear this song at: <http://vimeo.com/8041100> (play along with strings detuned 30hz and capo at 1st fret)

From: Richard G's Ukulele Songbook www.scorpex.net/Uke

[B] [Bb] [A] [Ab] [G] [F#] [F] [E] [A]

[B] [Bb] [A] [Ab] [G] [F#] [F] [E] [A]



[A] Circle sky telling lies here I stand happy man

And it [G] looks like we've [F] made it [E7] once a[A]gain

Yes it [G] looks like we've [F] made it [E7] once a[A]gain

[A] Colors sound all around

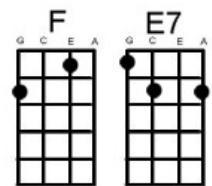
Wing tip smile sees for miles

And it [G] looks like we've [F] made it [E7] once a[A]gain

Yes it [G] looks like we've [F] made it [E7] once a[A]gain

[B] [Bb] [A] [Ab] [G] [F#] [F] [E] [A]

[B] [Bb] [A] [Ab] [G] [F#] [F] [E] [A]



It's a [Bm] very extraordinary scene

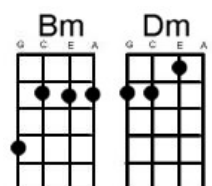
To those who don't understand

But [Dm] what you have seen you must believe

If you [E7] can if you can

[A] Hamilton smiling down

Telling more than before



And it [G] looks like we've [F] made it [E7] once a[A]gain

Yes it [G] looks like we've [F] made it [E7] once a[A]gain

[B] [Bb] [A] [Ab] [G] [F#] [F] [E] [A]

[B] [Bb] [A] [Ab] [G] [F#] [F] [E] [A]

Play the B to A run like this:

B to G – Use a G formation. Start at the 6th fret and slide down 1 fret for each chord. Play only the C, E and A strings with a single sharp up or down strum.

F# to A – Play a D formation. Start at the 6th fret. Slide back 1 fret for each chord from F# to E. Play only the G, C and E strings with a single sharp up or down strum. Then play standard A.